

Step 1: Thread and condition two feet of Nymo.

String: 1 - 11° sb, 1 - AB (A), 5 - 11° sb, 1 - AB (B)

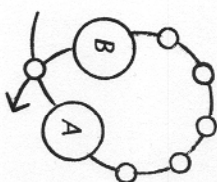
Step 1



Step 2: Form a circle with beads (with first 11° sb at the bottom).
 Pass needle through the first 11° sb. Leave tail to be woven in later. With work in left hand:

String: 1 - 11° sb, 1 - AB (C), 5 - 11° sb, 1 - 11° sb,

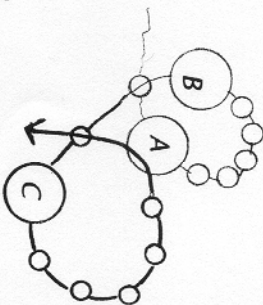
Step 2



Pass needle through AB (A) from outside to inside, then through the first 11° sb strung in this step. Repeat this step three more times. (Adding AB's D, E and F)

Step 3: **String:** 1 - 11° sb, 1 - AB (C), 5 - 11° sb, 1 - 11° sb,

Step 3



Step 4: **String:** 1 - 11° sb

Pass needle through AB (B) from inside to outside

String: 5 - 11° sb

Pass needle through AB (F) from outside to inside, then through the first 11° sb in this step, the 11° sb next the AB (A) (Your tail thread should be exiting this 11° sb) then through AB (A) from inside to outside. See Diagrams 4 & A. Set this thread/needle aside. Thread tail and weave through center circle of 11° sb's a few times. Knot. Cut.

Step 4

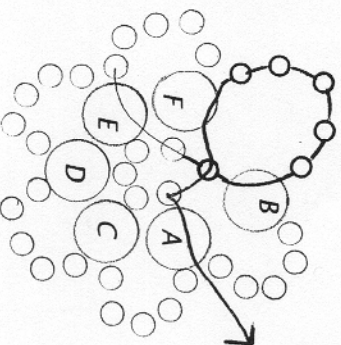


Diagram A

